


Flagging Content

If you see a video you think is inappropriate, flag the video. That brings the video to YouTube's attention and can get it taken down or restricted for viewers under a certain age.



Restricted Mode

Restricted Mode allows you to filter videos that are flagged for sensitive content so they won't show up in your feed.




Restricted Mode on a Computer

Click on the Account icon and then click on "Restricted Mode." From there, you can turn it on or off.



Restricted Mode on the iOS app

Tap on "Account," and then "Settings." Select "Restricted Mode Filtering" and turn it on.



Restricted Mode on the Android app

Tap "Menu," and then select "Settings (general)." From there, you can turn restricted mode on.



Harassment and Cyberbullying

If you are being harassed or bullied on YouTube, you can block the user to prevent them from communicating with you further. If you see someone else being harassed in a video, on a channel, or in the comments, you can report the harassment to YouTube and they can take action against the user.



Creator Privacy

If you post videos to YouTube, you can choose the audience that they'll be viewed by. YouTube has three levels of privacy settings for videos.



Public Videos

Public videos and playlist can be seen and shared by anyone.



Private Videos

Private videos can only be seen by you or users that you choose to share it with.



Unlisted Videos

Unlisted videos and playlist can only be seen and shared with people who have the link to it.




Controlling Comments

If you've posted a video, you can turn comments off for the individual video. You can also opt to moderate comments to control which comments can and cannot be posted on your videos.

Sign into your YouTube account on a computer. Select "Creator Studio" and then "Video Manager." There will be boxes next to the videos so you can select the videos you want to manage. At the top of the screen, Click on the "Actions" menu. Select "More Actions" and then "Comments." From there, you can select from multiple options:



- **Allow All Comments-** anyone can comment on the video
- **Hold Potentially Inappropriate Comments for Review-** filters comments that are potentially inappropriate for you to review
- **Allow Only Approved Comments-** only allows comments approved by you to appear on the video
- **Do Not Allow Comments-** doesn't allow any comments on the video



Watch it Together

Are you worried about whether the videos your child watches are appropriate? The best way to see what they're viewing is to watch it, especially together. This will help you know what they're viewing and if any content needs to be discussed.